



AFFILIATED TO BOARD OF SCHOOL EDUCATION HARYANA

JEEN VIDYA MANDIR HIGH SCHOOL

RAM GANJ, OPP. NEW HOUSING BOARD COLONY, BHIWANI-127021

SUMMER VACATION HOME ASSIGNMENT CLASS – 2ND



Name :

Roll No. Section:

Teacher Name :



NOTE: AFTER COMPLETING HOMEWORK, SUBMIT IT TO THE
CLASS TEACHER FOR CHECKING & GRADING.



PARENTS

The Information You Need!

Dear Parents,

Summer holidays always remain the most awaiting time of the year. You get an opportunity to spend quality time with your child. If this time is used for creative pursuits with fun filled activities it becomes a learning experience.

Therefore, we have planned Holiday Home Fun which would engage them in channelizing their energies during this break.

To keep your little ones indoors in the break and to utilize their time with constructive and creative activities that would help the children to learn new concept and revise the previous ones , Here are some tips for the parents to engage their kids regularly:-

MORNING BLESSINGS

Help your child inculcate good habits like doing "Surya Namaskar" and encourage him/her to wish all elders in the morning. If possible, visit a temple or any other religious place of your choice.



LIFE SKILLS

Inculcate the following life skills in your child to help him / her become independent.

- Filling the water bottles.
- Arranging shoes in the shoe rack.
- Laying the table for dinner / breakfast
- Buttoning / unbuttoning his/her shirt.
- Tying his / her school bags.
- Keeping his / her belongings back in place.



SUMMER VACATION

HOME ASSIGNMENT

PHYSICAL DEVELOPMENT

- Take the child with you for morning/evening walk.
- Play different games like hide and seek, football, ludo, chess, snakes and ladders, carrom board etc. with your child. This will encourage them to express freely and will make them more responsible.



LANGUAGE DEVELOPMENT

- Encourage your child to converse in English.
- Choose any 1 object from your surroundings every day. Let the child speak few lines on it
- For example: This is an apple. It is red in colour. It is sweet and juicy. An apple a day keeps the doctor away.



SOCIAL AND EMOTIONAL DEVELOPMENT

- Tell the child about your childhood, share incidents from the past and show him/her old family albums. This will strengthen the bond between you and your child.
- Cook dinner together, show your child how to measure 1 cup, 1/2 cup, 1 teaspoon etc. Start naming the food groups when you serve them.
- Let your child help in household chores like cleaning windows, filling water bottles, laying table, arranging toys, watering the plants etc.

HEALTH AND HYGIENE

“Healthy mind resides in a healthy body.” So start your day early and set a routine even during vacations. In addition you and your little one can spend some quality time playing, cycling, swimming to keep yourself fit and healthy. Encourage your child to take care of personal hygiene by inculcating the habits like washing hands, practicing yoga, eating healthy food etc.



SUMMER VACATION

HOME ASSIGNMENT

ABOUT ME

My Name _____

My Father Name _____

My Mother Name _____

My Date of Birth _____

a. Number of letters in your name _____

b. My age _____

c. My height _____

d. Number of members in my family _____

e. My shoe size _____

f. Number of teeth I have _____

g. My mother's phone number _____

h. My father's phone number _____

(*parents ensure to get memorized at least one of parent's contact numbers to their ward.)

Paste colour
photograph

***Parents....** What is the meaning of your child's name and reason for choosing it _____

ACTIVITY

*Click selfies while playing with your grandparents/ parents/ family members, paste it on A-3 sheet and laminate. **It will be kept in school.**



SUMMER VACATION

HOME ASSIGNMENT

Language Development

Learning English becomes fun and easy when we use it in everyday life! So, let's practice speaking in English through daily-use sentences and self-introduction.

Daily Use Sentences (Practice & Speak Daily)

Encourage your child to use the following English sentences at home:

- Good morning / Good night
- Please give me my water bottle.
- I'm ready for school.
- I have completed my homework.
- Can I go out to play?
- I want to watch TV.
- I am feeling sleepy.
- Let's go for a walk.
- I want to go to the market.
- This is my favorite toy.
- I like to eat mangoes.
- I am not feeling well.
- Please help me.
- I love my family.

Self-Introduction Practice

Help your child prepare the following spoken paragraph:

“Hello! My name is _____. I am _____ years old. I study in Class 2 at _____ School. My class teacher's name is _____. My father's name is _____ and my mother's name is _____. My father's mobile number is _____. I live in _____ city. I like to eat _____ and play with _____. My favorite color is _____. I want to become a _____ when I grow up. Thank you!”

Tips for Parents:

- Ask your child to speak English while playing, eating, or during bedtime.
- Repeat the same questions daily till they become fluent.
- Speak slowly and encourage without correcting harshly.
- Appreciate efforts, even if there are mistakes. Confidence comes before correctness.



SUMMER VACATION

HOME ASSIGNMENT

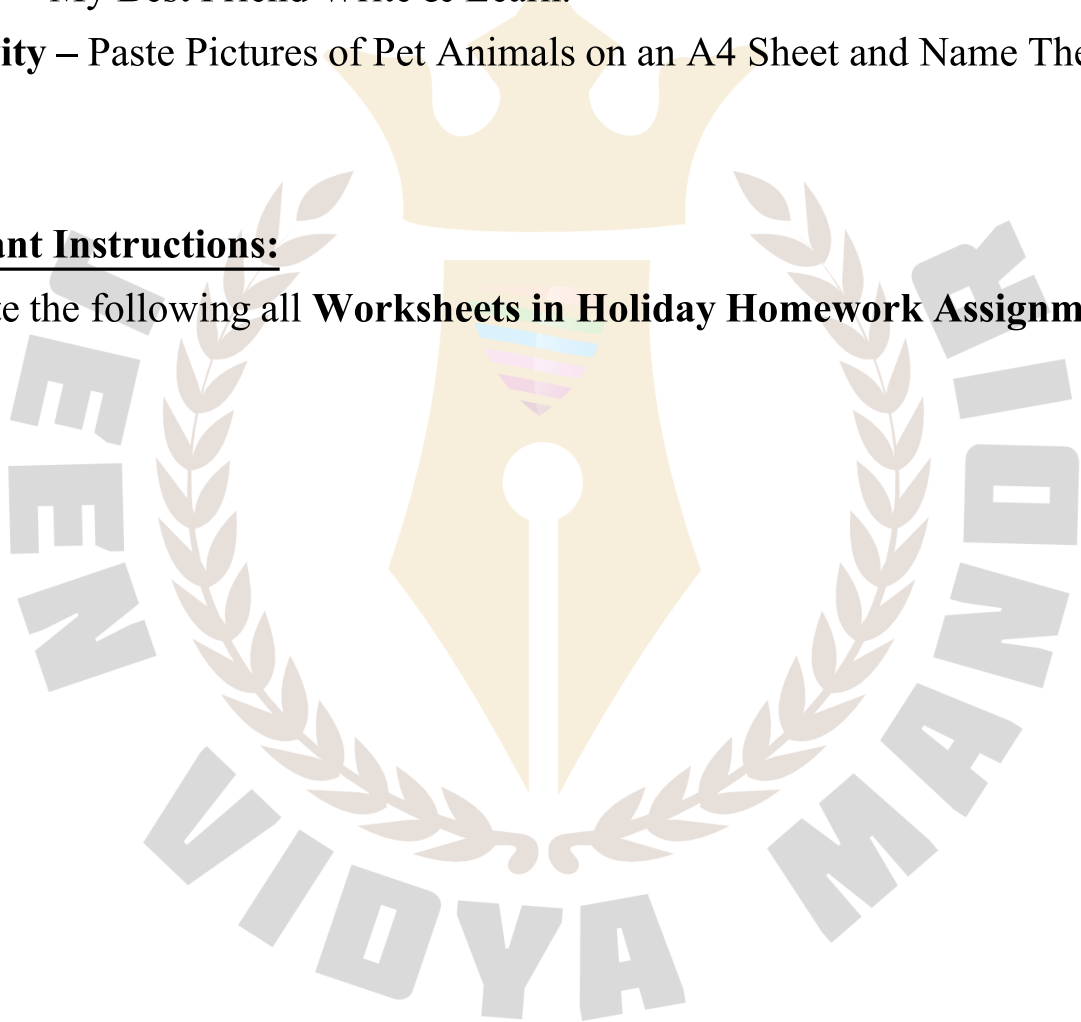
ENGLISH

Writing work should be done in a Separate Holiday Homework Notebook.

- Complete your fare notebook.
- Write one page of handwriting every day.
- Grammar - Number, Gender Write & Learn.
- Essay – My Best Friend Write & Learn.
- Activity – Paste Pictures of Pet Animals on an A4 Sheet and Name Them.

Important Instructions:

Complete the following all **Worksheets in Holiday Homework Assignments.**





SUMMER VACATION


HOME ASSIGNMENT

ENGLISH WORKSHEET

Based on your English Textbook Chapter 1, complete this worksheet



1 Curie the Rabbit



Worksheet-1

A. Tick (✓) the correct option :

1. _____ did not know how to sit at rest.

(a) Sheru

☐

(b) Curie

☐

(c) Hathi

☐

2. Curie bit at the _____ that grow in the jungle farm.

(a) carrots

☐

(b) radishes

☐

(c) none

☐

3. _____ was the king of the forest.

(a) Sheru

☐

(b) Curie

☐

(c) Hathi

☐

B. Write the meaning of the following words :

1. Admonish : _____

2. Growl : _____

3. Deserve : _____

4. Trumpet : _____

C. Fill in the blanks :

1. Curie was a _____ rabbit.

2. _____ foot got trapped in one hole.

3. All jungle animals were now _____ at the mischievous rabbit.

4. Curie had dug right into the palace _____.

D. Pick out nouns from the following sentences :

1. A doctor looks after patients.

2. The policemen catch thieves.

3. The lion lives in the forest.

4. The teacher has a stick.



SUMMER VACATION

HOME ASSIGNMENT

ENGLISH WORKSHEET

Based on your English Textbook Chapter 1, complete this worksheet



1 Curie the Rabbit



Worksheet-2

A. Write who said the following statements :

1. "Curie keeps digging holes all around the jungle." _____
2. "Hathi Dada should be careful while walking." _____
3. "Curie, better be careful else I shall punish you." _____
4. "I am sorry, I shall not do it again." _____

B. Unscramble the following words :

- | | | | |
|----------------|---------|---------------|---------|
| 1. CUCHKLE | - _____ | 2. NOMADISHDE | - _____ |
| 3. CSIMHIEVUOS | - _____ | 4. KCOMING | - _____ |

C. Answer the following questions :

1. Who was mischievous?

2. Why did the Hathi trumpet loudly?

3. What complaint did Hathi do to Sheru?

4. Why did Sheru punish Curie?

D. Write the singular of the following :

- | | |
|------------------|-------------------|
| 1. teeth - _____ | 2. copies - _____ |
| 3. kites - _____ | 4. photos - _____ |



SUMMER VACATION

HOME ASSIGNMENT

ENGLISH WORKSHEET

Based on your English Textbook Chapter 2, complete this worksheet



2 Holiday Fun



Worksheet-1

A. Tick (✓) the correct option :

- We want to _____ on holiday.
(a) have fun ☐ (b) work ☐ (c) none ☐
- We should _____ our friends.
(a) shout at ☐ (b) talk to ☐ (c) both ☐
- Don't sit in the _____ for too long.
(a) air ☐ (b) beach ☐ (c) sun ☐

B. Write the meaning of the following words :

- Shout - _____
- Beach - _____
- In the Sun - _____
- Fun - _____

C. Learn and write six lines of the poem :

D. Fill in the blanks with 'has' or 'have' :

- The child _____ a car.
- The sky _____ clouds.
- You _____ a pet dog.
- She _____ a new frock.



SUMMER VACATION

HOME ASSIGNMENT

ENGLISH WORKSHEET

Based on your English Textbook Chapter 2, complete this worksheet



2 Holiday Fun



Worksheet-2

A. Write the rhyming words of the following :

1. Sun — _____
2. Long — _____
3. Walk — _____
4. Hat — _____

B. Complete the spelling of the following words :

- | | |
|----------------|----------------|
| 1. HOL _ D _ Y | 2. W _ _ K |
| 3. BE _ C _ | 4. F _ R G _ _ |
| 5. FR _ E _ DS | 6. S _ A |
| 7. TA _ _ | 8. SH _ U _ |

C. Make sentences of the following words :

1. Fun : _____
2. Run : _____
3. Sit : _____
4. Play : _____

D. Use 'a' or 'an' before the following words :

- | | |
|----------------|---------------|
| _____ window | _____ uniform |
| _____ room | _____ army |
| _____ apple | _____ hour |
| _____ computer | _____ ant |



SUMMER VACATION

HOME ASSIGNMENT

ENGLISH WORKSHEET

Based on your English Textbook Chapter 3, complete this worksheet



3 Help in Housework



Worksheet-1

A. Tick (✓) the correct option :

- It was the period of _____ vacation.
(a) winter ☐ (b) summer ☐ (c) none ☐
- Rajan had already completed his school _____.
(a) project ☐ (b) assignment ☐ (c) both ☐
- Rajan quickly brought out his _____ and rode to the market.
(a) bicycle ☐ (b) bike ☐ (c) scooter ☐

B. Write the meaning of the following words :

- Housework – _____
- Traffic – _____
- Period – _____
- Lazily – _____

C. Write true or false :

- Rajan was lazily sitting in his room. _____
- All of Rajan's friends had gone away to relatives. _____
- Rajan bought yeast for fifteen rupees. _____
- Rajan also bought a balloon for five rupees. _____

D. Fill in the blanks with 'a', 'an' and 'the' :

- My father is _____ teacher.
- _____ Victoria Memorial is in Kolkata.
- Anita has _____ orange and _____ banana.
- _____ Artic ocean is _____ smallest ocean.



SUMMER VACATION

HOME ASSIGNMENT

ENGLISH WORKSHEET

Based on your English Textbook Chapter 3, complete this worksheet



3 Help in Housework



Worksheet-2

A. Write who said the following statements :

1. "I am cooking lunch for you."
2. "I want to help you in cooking."
3. "Cake is my favourite."
4. "Follow traffic rules."

B. Write the correct spelling of the following words :

- | | | | | | |
|------------|---|-------|-----------|---|-------|
| 1. Groceer | — | _____ | 2. Chery | — | _____ |
| 3. Clony | — | _____ | 4. Trafic | — | _____ |

C. Answer the following questions :

1. What did Rajan and his mother want to bake?

2. Why did Rajan go to the colony market?

3. How much money did Rajan's mother give him?

4. What warning did Rajan's mother give him?

D. Write these places :

1. We live here : _____
2. We play here : _____
3. We deposit money here : _____
4. We get treatment here : _____



SUMMER VACATION

HOME ASSIGNMENT

ACTIVITY



Zoo Animals Word Search



E C G I R A F F E W E B R G A
C L I O N H S L O T H T H R D
M O E X Z E I I O D I L E I C
O E L P B R A N A D P O S Z H
N O E F H I T H O X P T O Z E
K F M R E A C R O C O D I L E
E O O Y K A N G A R O O S Y T
Y X N G O A R T L A O S P B A
C E L E O S T R I C H T E E H
O A Z E B R A V O G R R N A D
L A M P O S I O K L E I G R S
E E L E A N T L T O E R U F E
U O M I L A O I L X A C I I A
C R O U P A N D A A I L N X L
P O L A R B E A R S L O A T H



CAMEL
CHEETAH
CROCODILE
ELEPHANT
FOX
GIRAFFE
GORILLA
GRIZZLY BEAR

HIPPO
KANGAROO
KOALA
LEMUR
LION
MEERKAT
MONKEY
OSTRICH

PANDA
PENGUIN
POLAR BEAR
RHINO
SEAL
SLOTH
TIGER
ZEBRA





SUMMER VACATION

HOME ASSIGNMENT

MATH WORKSHEET

- Complete your fare notebook & revise all chapters in Holiday Homework Notebook.
- Based on your Math Exercises, complete this worksheet



Worksheet

①

3-Digit Numbers

A. Tick (✓) the correct option :

- One hundred fifty-three is written as _____.
(a) 143 ☐ (b) 153 ☐ (c) 163 ☐
- Place value of 6 in 436 is _____.
(a) 600 ☐ (b) 60 ☐ (c) 6 ☐
- _____ is greater than 329.
(a) 229 ☐ (b) 529 ☐ (c) 129 ☐
- 8 hundreds + 1 ten + 8 ones = _____.
(a) 818 ☐ (b) 881 ☐ (c) 188 ☐

B. Solve the following :

- Fill in the blanks :
(a) $246 = \underline{\hspace{1cm}}$ hundreds + $\underline{\hspace{1cm}}$ tens + $\underline{\hspace{1cm}}$ ones = $\underline{\hspace{1cm}}$ + $\underline{\hspace{1cm}}$ + $\underline{\hspace{1cm}}$
(b) $118 = \underline{\hspace{1cm}}$ hundred + $\underline{\hspace{1cm}}$ ten + $\underline{\hspace{1cm}}$ ones = $\underline{\hspace{1cm}}$ + $\underline{\hspace{1cm}}$ + $\underline{\hspace{1cm}}$
- Write the place value and face value of the highlighted digits :

Place Value		Face Value
_____	(a) 432	_____
_____	(b) 963	_____
- Write the following in short form :
(a) $100 + 70 + 8 = \square$ (b) $800 + 70 + 0 = \square$ (c) $400 + 50 + 4 = \square$
- Encircle the greatest and cross the smallest number in each of the following :
(a) 636 320 428 123 581 990 (b) 284 512 209 809 213 106
- Put '>', '<' or '=' in the following boxes :
(a) 666 ☐ 672 (b) 345 ☐ 309 (c) 263 ☐ 263
- Write the number name of 971. _____



SUMMER VACATION

HOME ASSIGNMENT

MATH WORKSHEET

Based on your Math Exercises, complete this worksheet

Worksheet

2

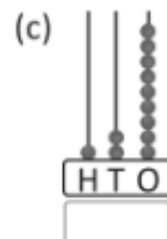
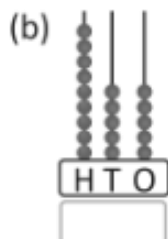
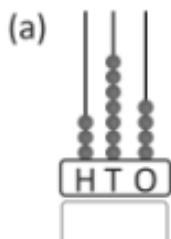
3-Digit Numbers

A. Tick (✓) the correct option :

- _____ is a 3-digit number.
(a) 143 ☐ (b) 50 ☐ (c) 096 ☐
- Seven hundred fifteen is written as _____.
(a) 751 ☐ (b) 517 ☐ (c) 715 ☐
- The place value of 1 in 196 is _____.
(a) 100 ☐ (b) 1 ☐ (c) 10 ☐
- In a 3-digit number, the first place from the right is _____ place.
(a) tens ☐ (b) ones ☐ (c) hundreds ☐

B. Solve the following :

- Write the expanded form of each of the following :
(a) $439 = \square + \square + \square$ (b) $914 = \square + \square + \square$ (c) $552 = \square + \square + \square$
- Write the numbers that come after :
(a) 415 (b) 681
- Write 'true' or 'false' :
(a) In 845, the digit 5 is in tens place.
(b) The short form of $400 + 0 + 1$ is 401.
(c) 500 comes between 499 and 501.
- Arrange the following numbers in ascending order :
(a) 428, 174, 936, 510
(b) 263, 741, 615, 984
- Circle the numbers that come between 718 and 724.
717 719 725 721 740 716 775 707 720 755 722 715 723
- Write the numbers in figures that shown in the abacus :





SUMMER VACATION

HOME ASSIGNMENT

MATH WORKSHEET

Based on your Math Exercises, complete this worksheet

Worksheet

2

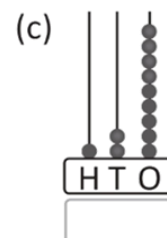
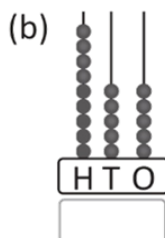
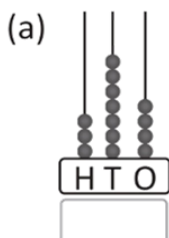
3-Digit Numbers

A. Tick (✓) the correct option :

- _____ is a 3-digit number.
(a) 143 ☐ (b) 50 ☐ (c) 096 ☐
- Seven hundred fifteen is written as _____.
(a) 751 ☐ (b) 517 ☐ (c) 715 ☐
- The place value of 1 in 196 is _____.
(a) 100 ☐ (b) 1 ☐ (c) 10 ☐
- In a 3-digit number, the first place from the right is _____ place.
(a) tens ☐ (b) ones ☐ (c) hundreds ☐

B. Solve the following :

- Write the expanded form of each of the following :
(a) $439 = \square + \square + \square$ (b) $914 = \square + \square + \square$ (c) $552 = \square + \square + \square$
- Write the numbers that come after :
(a) 415 (b) 681
- Write 'true' or 'false' :
(a) In 845, the digit 5 is in tens place.
(b) The short form of $400 + 0 + 1$ is 401.
(c) 500 comes between 499 and 501.
- Arrange the following numbers in ascending order :
(a) 428, 174, 936, 510
(b) 263, 741, 615, 984
- Circle the numbers that come between 718 and 724.
717 719 725 721 740 716 775 707 720 755 722 715 723
- Write the numbers in figures that shown in the abacus :





SUMMER VACATION

HOME ASSIGNMENT

MATH WORKSHEET

Based on your Math Exercises, complete this worksheet

Worksheet

①



Even and Odd Numbers

3

A. Tick (✓) the correct option :

- _____ number has its ones digit as 0, 2, 4, 6 or 8.
(a) even ☐ (b) odd ☐ (c) none ☐
- _____ number has its ones digit as 1, 3, 5, 7 or 9.
(a) even ☐ (b) odd ☐ (c) none ☐
- $(142 + 1)$ is an _____ number.
(a) odd ☐ (b) even ☐ (c) none ☐
- The next even number of 176 is _____.
(a) 177 ☐ (b) 178 ☐ (c) 180 ☐

B. Solve the following :

- Cross out the odd numbers in each row :
(a) 11 26 33 45 52 91 54
(b) 7 3 22 65 50 83 48
- Write the even number from each group :
(a) 28 33 45 57 63 (b) 11 49 72 21 37
- Count and write 'odd' or 'even' against each row :
(a)  _____
(b)  _____
- Fill red colour in the boxes of odd numbers and yellow colour in the boxes of even numbers :
(a)

72	73	74	75	76	77	78	79	80	81	82	83
----	----	----	----	----	----	----	----	----	----	----	----

(b)

94	97	78	62	63	52	46	48	43	22	95	100
----	----	----	----	----	----	----	----	----	----	----	-----
- Observe and write the next seven odd numbers :
(a) 19 21
(b) 81 83
- If you add two odd numbers, will the sum be even or odd? _____



SUMMER VACATION

HOME ASSIGNMENT

MATH WORKSHEET

Based on your Math Exercises, complete this worksheet

Worksheet

2

Even and Odd Numbers

3

A. Tick (✓) the correct option :


- 0, 2, 4, 6 or 8 are _____ numbers.
(a) even ☐ (b) odd ☐ (c) none ☐
- _____ is an odd number.
(a) 31 ☐ (b) 44 ☐ (c) 62 ☐
- _____ is an even number.
(a) 13 ☐ (b) 89 ☐ (c) 78 ☐
- $70 + 2$ is an _____ number.
(a) odd ☐ (b) even ☐ (c) none ☐

B. Solve the following :

- Circle the objects in pairs to find whether they are even or odd. Also, count and write the number in the appropriate column :



Even	Odd



Even	Odd

- Write the next even number in each of the following :
(a) 18 (b) 86 (c) 22 (d) 64
- Write the next odd number in each of the following :
(a) 63 (b) 29 (c) 45 (d) 67
- Write the next six odd numbers of 89.
- I am an odd number between 1 to 10. I am greater than 5 but less than 9. Who I am? _____
- Observe and write the next seven even numbers :

- (a) 54 56
- (b) 98 100



SUMMER VACATION

HOME ASSIGNMENT

MATH WORKSHEET

Based on your Math Exercises, complete this worksheet



Worksheet

1

Addition

A. Tick (✓) the correct option :

- $481 + 142 =$ _____
(a) $142 + 142$ ☐ (b) $481 + 481$ ☐ (c) $142 + 481$ ☐
- If we add 1 to 840, the sum is _____.
(a) 839 ☐ (b) 841 ☐ (c) 842 ☐
- Sum of 155 and 224 will be _____.
(a) 379 ☐ (b) 3 hundreds + 7 tens + 9 ones ☐ (c) both ☐
- 567 is the sum of _____.
(a) $437 + 130$ ☐ (b) $427 + 120$ ☐ (c) $437 + 110$ ☐

B. Solve the following :

- Fill in the blanks :
(a) $532 + 0 =$ _____ (b) $314 +$ _____ $= 315$ (c) _____ $+ 0 = 263$
- Add the following :
(a) $715 + 263 =$ _____ (b) $707 + 121 =$ _____ (c) $441 + 357 =$ _____
- Find the sum :
(a)

	H	T	O
	2	3	7
	1	1	1
+	5	5	1

(b)

	H	T	O
	3	6	5
	1	2	2
+	2	0	0

(c)

	H	T	O
	2	2	2
	1	0	1
+	4	5	2
- Add the following using expanded form :
(a) $479 + 210$ (b) $324 + 213$ (c) $513 + 154$



SUMMER VACATION

HOME ASSIGNMENT

MATH WORKSHEET

Based on your Math Exercises, complete this worksheet



Worksheet

2

Addition

A. Tick (✓) the correct option :

- The result of addition is called _____.
(a) sum ☐ (b) difference ☐ (c) quotient ☐
- The numbers which are combined in addition are called _____.
(a) additon ☐ (b) addends ☐ (c) sum ☐
- If we add 5 hundreds, 4 tens and 1 one, the sum is _____.
(a) 541 ☐ (b) 451 ☐ (c) 154 ☐
- $142 + 360 + 214 + 61 =$ _____.
(a) 777 ☐ (b) 877 ☐ (c) 888 ☐

B. Solve the following :

1. (a)

	H	T	O
	○	○	
	2	5	8
+	3	6	4

(b)

	H	T	O
	○	○	
	1	2	5
+	3	9	8

(c)

	H	T	O
	○	○	
	4	3	9
+	2	7	5

2. Add and fill the boxes :

(a) $536 + 102 + 240 =$ (b) $187 + 210 + 502 =$ (c) $193 + 206 + 600 =$

3. Compare and put '>', '<' or '=' in the boxes :

(a) $109 + 250$ 459 (b) 608 $133 + 244$ (c) $890 + 0$ 890

4. (a)

	H	T	O
	○	○	
	4	3	4
	1	2	4
+	1	9	7

(b)

	H	T	O
	○	○	
	1	7	9
	2	5	2
+	3	0	9

(c)

	H	T	O
	○	○	
	4	5	2
	2	4	5
+	2	9	8

5. State 'true' or 'false' :

(a) $248 + 177 = 177 + 248$

(b) Sum of 123, 246 and 133 is equal to 602.



SUMMER VACATION HOME ASSIGNMENT

MATH WORKSHEET

Based on your Math Exercises, complete this worksheet



Worksheet

1

Subtraction

A. Tick (✓) the correct option :

- The answer which we get after subtraction is called _____.
(a) difference ☐ (b) subtrahend ☐ (c) minuend ☐
- If we subtract 9 tens and 2 ones from 1 hundred, we get _____.
(a) 18 ones ☐ (b) 1 ten ☐ (c) 8 ones ☐
- Digit _____ should come in place of ☐ so that the following subtraction will be correct.
(a) 7 ☐ (b) 3 ☐
(c) 8 ☐
- 3 tens + 7 ones = _____ tens + 17 ones
(a) 2 ☐ (b) 20 ☐ (c) 10 ☐

H T O		
3	11	
4	4	2
- 2	4	1
1	<input type="checkbox"/>	1

B. Solve the following :

- Fill in the blanks :
(a) 5 tens + 4 ones = 4 tens + _____ ones
(b) 7 hundreds + 2 tens + 1 one = 6 hundreds + _____ tens + 1 one

2. Subtract the following :

(a)	H T O	(b)	H T O	(c)	H T O	(d)	H T O
<div><div>○</div><div>○ ○ ○</div><div>5 4 3</div><div>- 2 6 5</div><div></div></div>	<div><div>○</div><div>○ ○ ○</div><div>6 0 1</div><div>- 3 7 2</div><div></div></div>	<div><div>○</div><div>○ ○ ○</div><div>8 2 5</div><div>- 5 6 1</div><div></div></div>	<div><div>○</div><div>○ ○ ○</div><div>9 2 4</div><div>- 4 7 3</div><div></div></div>				

3. Write 'T' for true and 'F' for false statements :

- (a) $64 - 0 = 64$ ☐ (b) $102 - 102 = 102$ ☐ (c) $438 - 438 = 0$ ☐ (d) $735 - 0 = 0$ ☐

4. Put '>', '<' or '=' in each box :

- (a) 528 ☐ $708 - 604$ (b) $915 - 0$ ☐ 915 (c) $489 - 1$ ☐ 588



SUMMER VACATION

HOME ASSIGNMENT

MATH WORKSHEET

Based on your Math Exercises, complete this worksheet

5

Worksheet

2

Subtraction

A. Tick (✓) the correct option :

- If we subtract 1 from 425, the difference will be :
(a) 426 ☐ (b) 424 ☐ (c) 0 ☐
- $658 - 0 = ?$
(a) 658 ☐ (b) 659 ☐ (c) 0 ☐
- Difference of 545 and 223 will be :
(a) 322 ☐ (b) 1 hundred + 2 tens + 2 ones ☐ (c) none ☐
- 158 is difference of :
(a) $579 - 521$ ☐ (b) $679 - 624$ ☐ (c) $679 - 521$ ☐

B. Solve the following :

- Subtract the following and fill the boxes :

(a)

	H	T	O
Subtrahend	<input type="text"/>	<input type="text"/>	<input type="text"/>
Minuend	<input type="text"/>	<input type="text"/>	<input type="text"/>
Difference	<input type="text"/>	<input type="text"/>	<input type="text"/>

(b)

	H	T	O
Subtrahend	<input type="text"/>	<input type="text"/>	<input type="text"/>
Minuend	<input type="text"/>	<input type="text"/>	<input type="text"/>
Difference	<input type="text"/>	<input type="text"/>	<input type="text"/>

- Match the following :

- | | |
|-----------------|------------------------|
| (a) $509 - 239$ | (i) 246 |
| (b) $910 - 596$ | (ii) 2 hundreds 7 tens |
| (c) $735 - 489$ | (iii) $800 - 486$ |

- Find the difference :

(a)

H	T	O
6	3	8
-	4	2
4	2	6

(b)

H	T	O
8	2	9
-	4	1
4	1	5

(c)

H	T	O
7	4	8
-	2	3
2	3	5

(d)

H	T	O
7	7	4
-	6	1
6	1	3

- Subtract the following using expanded form :

- (a) $766 - 243$ (b) $942 - 321$ (c) $643 - 542$

- Using the digits 7, 4 and 5, form the greatest and the smallest numbers and then find their difference.

- (a) Greatest number _____ (b) Smallest number _____ (c) Difference _____



SUMMER VACATION

HOME ASSIGNMENT

HINDI WORKSHEET

- पाठ- 1,2,3 के प्रश्न/उत्तर याद करें।
- व्याकरण - लिंग बदलो, वचन बदलो, सप्ताह के दिनों के नाम (3 बार) लिखों व याद करें।
- श्रुतलेख - 1 पेज रोजाना लिखे।
- हिन्दी पाठ्य पुस्तक के आधार पर Worksheet को भरें

1

कौन सिखाता है चिड़ियों को

1. सही उत्तर पर (✓) लगाइए-

(क) फुदक-फुदककर कौन चलता है?

(i) मनुष्य

☐

(ii) जानवर

☐

(iii) चिड़िया

☐

(ख) हम सब किसके अंश हैं?

(i) कुदरत के

☐

(ii) धरती के

☐

(iii) किसी के नहीं

☐

(ग) 'तरु' शब्द का क्या अर्थ है?

(i) नदी

☐

(ii) पेड़

☐

(iii) बादल

☐

2. निम्न शब्दों के अर्थ लिखिए-

लालन-पालन

किंतु

कुदरत

चौकसी

वंशज

पक्षी

3. निम्न प्रश्नों के उत्तर संक्षेप में लिखिए-

(क) चिड़ियाँ चुग-चुगकर क्या खाती हैं?

(ख) कौन अपने उपकारों के बदले में हमसे कुछ नहीं लेती है?

(ग) इस कविता के कवि का क्या नाम है?

4. पहला वर्ण बदलकर नया शब्द बनाइए-

लाकर

वंश

लालन

वही

सब

देती



SUMMER VACATION HOME ASSIGNMENT

HINDI WORKSHEET

हिन्दी पाठ्य पुस्तक के आधार पर Worksheet को भरें

2

Worksheet 1

सबसे अच्छा उपहार

1. सही उत्तर पर (✓) लगाइए-

(क) विधाता ने पृथ्वी को किसका खज़ाना बताया?

(i) अनमोल रत्नों का ☐ (ii) मिट्टी का ☐ (iii) फ़सलों का ☐

(ख) सेवक ने अपने झोले में से क्या निकालकर विधाता को दिया?

(i) मूर्ति ☐ (ii) मिट्टी ☐ (iii) कुछ भी नहीं ☐

(ग) “भगवान! क्षमा करें।” यह वाक्य किसने कहा?

(i) देवता ने ☐ (ii) विधाता ने ☐ (iii) सेवक ने ☐

2. निम्न वाक्यों के सामने कहानी की घटनाओं के अनुसार सही क्रमांक लिखिए-

(क) किंतु अभी एक सेवक नहीं लौटा था। ☐

(ख) विधाता एक दिन अपने दरबार में बैठे थे। ☐

(ग) सभी सेवक पृथ्वी पर सब जगह घूमते रहे। ☐

(घ) विधाता मुस्कराए और उन्होंने मिट्टी को माथे से लगाया। ☐

3. निम्न प्रश्नों के उत्तर संक्षेप में लिखिए-

(क) विधाता ने सेवकों को कहाँ जाने के लिए कहा?

(ख) किसान मिट्टी में क्या डालता है?

(ग) पृथ्वी पर रहने वाले मिट्टी के लिए हँसते-हँसते क्या दे देते हैं?

4. निम्न शब्दों के सामने इनके वचन लिखिए-

खज़ाना _____ हीरे _____

मूर्तियाँ _____ फ़सलें _____

देवता _____ पृथ्वी _____



SUMMER VACATION HOME ASSIGNMENT

HINDI WORKSHEET

हिन्दी पाठ्य पुस्तक के आधार पर Worksheet को भरें

3

Worksheet 1

काम पर ध्यान दो

1. सही उत्तर पर (✓) लगाइए-

(क) स्वामी विवेकानंद अपने आश्रम में किस समय आराम कर रहे थे?

(i) सुबह के समय ☐ (ii) दोपहर के समय ☐ (iii) शाम के समय ☐

(ख) स्वामी जी ने आदमी से किसको थोड़ी देर घुमाकर लाने को कहा?

(i) पालतू बिल्ली को ☐ (ii) पालतू कुत्ते को ☐ (iii) पालतू गाय को ☐

(ग) रास्ते पर सीधा कौन चल रहा था?

(i) आदमी ☐ (ii) कुत्ता ☐ (iii) कोई भी नहीं ☐

2. सही वाक्य पर (✓) तथा गलत वाक्य पर (X) लगाइए-

(क) आदमी आते ही स्वामी विवेकानंद के पैरों पर गिर पड़ा। ()

(ख) आदमी बिल्कुल मेहनत नहीं करता था। ()

(ग) कुत्ता रास्ते भर इधर-उधर भागता रहा। ()

3. निम्न प्रश्नों के उत्तर संक्षेप में लिखिए-

(क) स्वामी विवेकानंद कौन थे?

(ख) स्वामी विवेकानंद का जन्म कहाँ हुआ था?

(ग) आदमी कैसा दिख रहा था?

4. निम्न वर्णों को सही क्रम में रखकर शब्द बनाइए-

शा प न रे _____

ल स ता फ _____

वा रू मी _____

ल तू पा _____

आ म रा _____

का ता ल को _____



SUMMER VACATION

HOME ASSIGNMENT

COMPUTER WORKSHEET

Multiple Choice Questions

- Computers are used to send:
a) Fruits b) Messages c) Books d) Toys
- Computers are used in hospitals to keep records of:
a) Medicines only b) Paintings c) Patients d) Teachers
- Computers are used in banks to keep records of:
a) Flowers b) Customers and money c) Toys d) Movies
- It can do big calculations in a second.
a) Month b) Minute c) Day d) Second
- A computer never gets:
a) Hungry b) Tired c) Hot d) Old
- Laptop computers are kept on:
a) Floor b) Table c) Lap d) Shelf
- _____ have a touchscreen.
a) Televisions b) Desktops c) Tablets d) Washing machines
- These computers need electricity to work:
a) Smartphones b) Laptops c) Desktop computers d) Books

Write True Or False

- Computer can be used to watch films.
- Computers are not used in designing.
- We can place a desktop computer on our palm.
- Humans cannot remember everything.
- A man can make mistakes.
- A desktop computer works on a battery.
- Computers are of no use at home.
- A computer does not get tired or bored.
- Railway tickets can be booked by using computers at home.
- Computes are used in shops for booking tickets.



SUMMER VACATION

HOME ASSIGNMENT

COMPUTER WORKSHEET

Fill In The Blanks

1. At offices, computers are used to send and receive _____.
2. A computer never makes _____.
3. A computer needs human _____ to work
4. Computers are used to maintain _____ in schools.
5. A computer is an _____ machine.
6. Computer is used to book _____.
7. Computer helps in designing _____.
8. A tablet has a _____.
9. A computer has no _____.
10. In shops, computers are used to make _____.

- **Compete your Fair Notebook**
- **Write all chapter's Ques / Ans in Holiday Homework Notebook.**
- **Activity:**
 1. **Paste the parts of computer on a chart and name them**
 2. **On an A4 sheet, paste cut-outs/pictures showing places where computers are used:**
School, Hospital, Bank, Home, Railway Station, Airport



SUMMER VACATION

HOME ASSIGNMENT

EVST WORKSHEET

Complete your fair notebook. Write all chapter's Ques/Ans in Holiday Homework Notebook.

Multiple Choice Questions

- We should cross the road on _____.
a) Playground b) Footpath c) Zebra crossing d) Divider
- We should not play with _____.
a) Ball b) Knife c) Toy d) Puzzle
- Which of the following organ helps in digestion of food?
a) Lungs b) Stomach c) Brain d) Heart
- We should put our toys at their _____.
a) School bag b) Place c) Friend's house d) Bed
- _____ help us to breath.
a) Heart b) Bones c) Lungs d) Stomach
- Which of the following is not an internal organ?
a) Brain b) Stomach c) Hand d) Lungs
- How many bones are there in human body?
a) 206 b) 100 c) 150 d) 250
- We should cross the road only when the traffic light is _____.
a) Red b) Yellow c) Green d) Blue

Write True Or False

- Brain, Lungs, heart, stomach are internal organs of our body.
- Skeleton gives the shape to our body.
- There are 500 muscles in our body.
- Do not stand in a queue while getting in or off the bus.
- Never walk on the pavements.
- Cross the road at zebra crossing.
- Bones are hard and strong part of our body.
- Do not stand in front of a swing.
- We should play with a knife.

Fill In The Blanks

- The skeleton gives _____ to our body.
- We should not put our fingers in plugs and _____.
- Bones protect our _____ organs.



SUMMER VACATION

HOME ASSIGNMENT

EVST WORKSHEET

4. We should not play with _____ objects.
5. Never take _____ on your own.
6. We must do _____ regularly.
7. _____ muscles work continuously.
8. We should not _____ to the driver while he is driving the bus.
9. Use _____ to cross the road.

Match The Following

- | | |
|-------------------|--------------------------------|
| 1. Skeleton | a. Help in movement |
| 2. First aid | b. Cross the road safely |
| 3. Zebra crossing | c. Helps in digesting food |
| 4. Medicines | d. Playthings |
| 5. Stomach | e. Support and shape to body |
| 6. Toys | f. Used to treat illness |
| 7. Fly kites | g. Open area activity |
| 8. Bones | h. Make the skeleton |
| 9. Muscles | i. Immediate help for injuries |

Chart Activity: Make Your Own Traffic Light – Red Light Craft

Prepare a traffic light as per below instructions:

Materials Needed: Red, yellow, and green colored paper (or colored circles cut out from paper), Black construction paper or cardboard (for the traffic light base), Glue stick or liquid glue, Scissors, Pencil and ruler.

Steps to prepare Traffic Light

- Cut the Base:** Take a piece of black construction paper or cardboard (about 15 cm tall and 7 cm wide). This will be the traffic light frame.
- Make the Circles:** Cut three circles of equal size (about 4-5 cm diameter) from red, yellow, and green colored paper.
- Glue the Circles:** Glue the circles vertically on the black base, leaving a small space between each. Top circle = Red | Middle circle = Yellow | Bottom circle = Green
- Decorate:** You can outline the circles with a black marker or decorate the base with stripes or stickers.
- Label:** Write “Red Light” near the top red circle to explain its meaning:
- Slogan to Chant during Presentation** “Stop when the light is Red.”



SUMMER VACATION

HOME ASSIGNMENT

GK WORKSHEET

- Complete your fare notebook. Write all Ques/Ans in Holiday Homework Notebook.
- Based on your textbook fill the following worksheet.

Multiple Choice Questions

1. Mini lived on a _____ plant in a forest.
a) Banana b) Fern c) Rose d) Sunflower
2. Appu likes to eat _____.
a) Leaves b) Honey c) Fruits d) Grass
3. Mini had great pride on her _____.
a) Wings b) Tail c) Antennae d) Color
4. Appu was a baby _____.
a) Bird b) Butterfly c) Elephant d) Deer

Write True Or False

1. Appu can fly anywhere.
2. A butterfly has six legs.
3. Mini was shiny butterfly.
4. Appu was proudy and rude.

Fill In The Blanks

1. A strong _____ below.
2. Mini saw a baby elephant coming down the _____.
3. _____ has a fall.
4. Mini was _____ and _____ butterfly.

Drawing: Lesson 1 to 9 Colour in Book & Practice in Drawing Notebook.



SUMMER VACATION

HOME ASSIGNMENT

GK WORKSHEET

Short Answer Type Questions

1. What day is celebrated to honour the birth anniversary of Jawaharlal Nehru, the first Prime Minister of India?

2. Which sport is Virat Kohli associated with?

3. Which neighboring country of India is known as the pearl of the Indian Ocean?

4. Who was Mini? Where did she live?

5. Who was the person associated with the shehnai?

6. What did Mini saw on the path?

7. Write the name of the book that contains information about all branches of knowledge.

8. What are the young ones of an owl called?

9. Where do we go to buy food and other household items?

10. What do we call the tool which is used to cut wood?



SUMMER VACATION

HOME ASSIGNMENT

KNOW YOU KID

आदरणीय अभिभावक,

आप से विनम्र अनुरोध है कि नीचे आपके बच्चे के दैनिक जीवन से जुड़ी कुछ अच्छी आदतें दी गई हैं। क्या आपका बच्चा अपने दैनिक जीवन में इन अच्छी आदतों का अनुसरण करता है। कृपया हाँ / ना में उत्तर दें।

अच्छी आदतें

1. क्या आपके बच्चे ने सुबह उठकर सबसे पहले अपने बड़ों का अभिवादन किया? _____
2. क्या आपके बच्चे ने दंतध्वान एवं नित्य क्रिया से निवृत्त होकर ॐ का उच्चारण किया? _____
3. क्या आपका बच्चा अपने से बड़ों का सम्मान करता है? _____
4. क्या आपका बच्चा हमेशा सच बोलता है? _____
5. क्या आपका बच्चा अपना गृहकार्य समय पर पूरा करता है? _____
6. क्या सभी के साथ आपके बच्चे का व्यवहार अच्छा होता है? _____
7. क्या आपका बच्चा अपने से छोटों से प्यार करता है? _____
8. आपके बच्चे ने कभी किसी का मजाक उड़ाया है? _____
9. क्या आपका बच्चा जरूरतमन्द की सहायता करता है? _____
10. क्या आपका बच्चा मेहनती है? _____
11. क्या वो हमेशा प्यार से बात करता है? _____
12. क्या आपका बच्चा बड़ों के बीच में बोलता है? _____
13. क्या वो दूसरों की वस्तुएँ पूछ कर लेता है? _____
14. दूसरे द्वारा आपके बच्चे को कोई वस्तु दिए जाने पर क्या वो उसको धन्यवाद करता है? _____
15. आपका बच्चा अपनी किताबें व्यवस्थित करके रखता है? _____
16. क्या वह सुबह समय पर उठता है? _____
17. क्या वह गलती करने पर माफी माँगता है? _____
18. क्या वह दूसरों के काम में दखल देता है? _____
19. क्या वो बाहर की चीजें खाना ज्यादा पसंद करता है? _____
20. क्या वह अपने से बड़ों की बात मानता है? _____
21. क्या वह घर के किसी काम में अपनी मम्मी की सहायता करता है? _____
22. क्या वह किसी से द्वेष भावना रखता है? _____
23. खाना खाने से पहले व बाद में हाथ साबुन से अच्छी प्रकार से धोता है? _____
24. क्या वह अपने नाखून साफ रखता है? _____
25. क्या वह सुबह का नाश्ता सही समय पर करता है? _____



HAPPY
SUMMER
VACATION!



9306594300
9215174603



www.jeenvidyamandir.in



jeenvidyamandir@gmail.com



[jeenvidyamandir](#)

36 Years
&
Counting!